

Some Advances Regarding Ontologies And Neuro-Symbolic Artificial Intelligence



Pascal Hitzler

Data Semantics Laboratory (DaSe Lab)
Kansas State University

<http://www.daselab.org>

- **Two current trends:**
 - **Neuro-Symbolic Artificial Intelligence**
 - **Knowledge Graphs**
- **And their convergence:**
 - **Added Value for Deep Learning**
 - **Example: Explainable AI**
 - **Added Value for Knowledge Graphs**
 - **Example: Deep Deductive Reasoning**



Neuro-Symbolic Artificial Intelligence

Some Background

**Workshop Series on Neural-Symbolic Learning and Reasoning, since 2005.
Joint with Artur d'Avila Garcez.**

<http://neural-symbolic.org/>

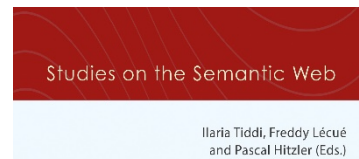

**Barbara Hammer and Pascal Hitzler (eds), Perspectives of
Neural-Symbolic Integration, Springer, 2007**

Neural-Symbolic Learning and Reasoning: A Survey and Interpretation

**Tarek R. Besold, Artur d'Avila Garcez, Sebastian Bader,
Howard Bowman, Pedro Domingos, Pascal Hitzler,
Kai-Uwe Kuehnberger, Luis C. Lamb, Daniel Lowd,
Priscila Machado Vieira Lima, Leo de Penning, Gadi Pinkas,
Hoifung Poon, Gerson Zaverucha**

<https://arxiv.org/abs/1711.03902> (2017)

**Ilaria Tiddi, Freddy Lecue, Pascal Hitzler (eds.), Knowledge Graphs
for eXplainable Artificial Intelligence: Foundations, Applications and
Challenges. Studies on the Semantic Web Vol. 47, IOS Press, 2020.**



Neuro-symbolic AI



**Publications on neuro-symbolic AI in major conferences
(research papers only):**

conference	2011	2012	2013	2014	2015	2016	2017	2018	2019	2020	total
ICML	0	0	0	0	0	1	3	2	5	6	17
NeurIPS	0	0	0	0	0	0	0	4	2	4	10
AAAI	0	0	0	0	0	1	0	1	1	1	4
IJCAI	1	0	0	0	0	0	2	2	0	2	7
ICLR	N/A	N/A	0	0	0	0	1	1	1	3	6
total	1	0	0	0	0	2	6	10	9	16	44

See

**Md Kamruzzaman Sarker, Lu Zhou, Aaron Eberhart, Pascal Hitzler
Neuro-Symbolic Artificial Integration: Current Trends
AI Communications 34 (3), 197-209, 2022.**

2022 Book

Neuro-symbolic Artificial Intelligence: The State of the Art

Pascal Hitzler and Md Kamruzzaman Sarker, editors

Frontiers in AI and Applications Vol. 342, IOS Press, Amsterdam, 2022

<https://www.iospress.com/catalog/books/neuro-symbolic-artificial-intelligence-the-state-of-the-art>

Frontiers
in
Artificial
Intelligence
and
Applications

NEURO-SYMBOLIC
ARTIFICIAL
INTELLIGENCE:
THE STATE
OF THE ART

Edited by
Pascal Hitzler
Md Kamruzzaman Sarker

IOS Press

Preface: The 3rd AI wave is coming, and it needs a theory <i>Frank van Harmelen</i>	v
Introduction <i>Pascal Hitzler and Md Kamruzzaman Sarker</i>	ix
Chapter 1. Neural-Symbolic Learning and Reasoning: A Survey and Interpretation <i>Tarek R. Besold, Artur d'Avila Garcez, Sebastian Bader, Howard Bowman, Pedro Domingos, Pascal Hitzler, Kai-Uwe Kühnberger, Luis C. Lamb, Priscila Machado Vieira Lima, Leo de Penning, Gadi Pinkas, Hoifung Poon and Gerson Zaverucha</i>	1
Chapter 2. Symbolic Reasoning in Latent Space: Classical Planning as an Example <i>Masataro Asai, Hiroshi Kajino, Alex Fukunaga and Christian Muise</i>	52
Chapter 3. Logic Meets Learning: From Aristotle to Neural Networks <i>Vaishak Belle</i>	78
Chapter 4. Graph Reasoning Networks and Applications <i>Qingxing Cao, Wentao Wan, Xiaodan Liang and Liang Lin</i>	103
Chapter 5. Answering Natural-Language Questions with Neuro-Symbolic Knowledge Bases <i>Haitian Sun, Pat Verga and William W. Cohen</i>	126
Chapter 6. Tractable Boolean and Arithmetic Circuits <i>Adnan Darwiche</i>	146
Chapter 7. Neuro-Symbolic AI = Neural + Logical + Probabilistic AI <i>Robin Manhaeve, Giuseppe Marra, Thomas Demeester, Sebastijan Dumančić, Angelika Kimmig and Luc De Raedt</i>	173
Chapter 8. A Constraint-Based Approach to Learning and Reasoning <i>Michelangelo Diligenti, Francesco Giannini, Marco Gori, Marco Maggini and Giuseppe Marra</i>	192
Chapter 9. Spike-Based Symbolic Computations on Bit Strings and Numbers <i>Ceca Kraišniković, Wolfgang Maass and Robert Legenstein</i>	214
Chapter 10. Explainable Neuro-Symbolic Hierarchical Reinforcement Learning <i>Daoming Lyu, Fangkai Yang, Hugh Kwon, Bo Liu, Wen Dong and Levent Yilmaz</i>	235
Chapter 11. Neuro-Symbolic Semantic Reasoning <i>Bassem Makni, Monireh Ebrahimi, Dagmar Gromann and Aaron Eberhart</i>	253
Chapter 12. Learning Reasoning Strategies in End-to-End Differentiable Proving <i>Pasquale Minervini, Sebastian Riedel, Pontus Stenetorp, Edward Grefenstette and Tim Rocktäschel</i>	280
Chapter 13. Generalizable Neuro-Symbolic Systems for Commonsense Question Answering <i>Alessandro Oltramari, Jonathan Francis, Filip Ilievski, Kaixin Ma and Roshanak Mirzaee</i>	294
Chapter 14. Combining Probabilistic Logic and Deep Learning for Self-Supervised Learning <i>Hoifung Poon, Hai Wang and Hunter Lang</i>	311
Chapter 15. Human-Centered Concept Explanations for Neural Networks <i>Chih-Kuan Yeh, Been Kim and Pradeep Ravikumar</i>	337
Chapter 16. Abductive Learning <i>Zhi-Hua Zhou and Yu-Xuan Huang</i>	353
Chapter 17. Logic Tensor Networks: Theory and Applications <i>Luciano Serafini, Artur d'Avila Garcez, Samy Badreddine, Ivan Donadello, Michael Spranger and Federico Bianchi</i>	370

New Book for 2023

Compendium of Neuro-Symbolic Artificial Intelligence (tentative)



approx. 30 chapters and 700 pages

Each chapter based on 2 or more related published papers.

Book will provide an even more comprehensive overview of the state of the art.



- Refers to computational abstractions of (natural) neural network systems.
- Prominently includes Artificial Neural Networks and Deep Learning as machine learning paradigms.
- More generally sometimes referred to as *connectionist systems*.

- Prominent applications come from the machine learning world.
- And of course, there is the current deep learning hype.

Symbolic



- Refers to (computational) symbol manipulations of all kind.
- Graphs and trees, traversal, data structure operations.
- Knowledge representation in explicit symbolic form (data base, ontology, knowledge graph)
- Inductive and statistical inference.
- Formal logical (deductive or abductive) reasoning.
- Prominent applications all over computer science, including expert systems (and their modern versions), information systems, data management, added value of data annotation, etc.
- Semantic Web data is inherently symbolic.

Computer Science perspective:

- **Let's try to get the best of both worlds:**
 - very powerful machine learning paradigm
 - robust to data noise
 - easy to understand and assess by humans
 - good at symbol manipulation
 - work seamlessly with background (domain) knowledge
- **How to do that?**
 - Endow connectionist systems with symbolic components?
 - Add connectionist learning to symbolic reasoners?
 - ... ?

Example Themes



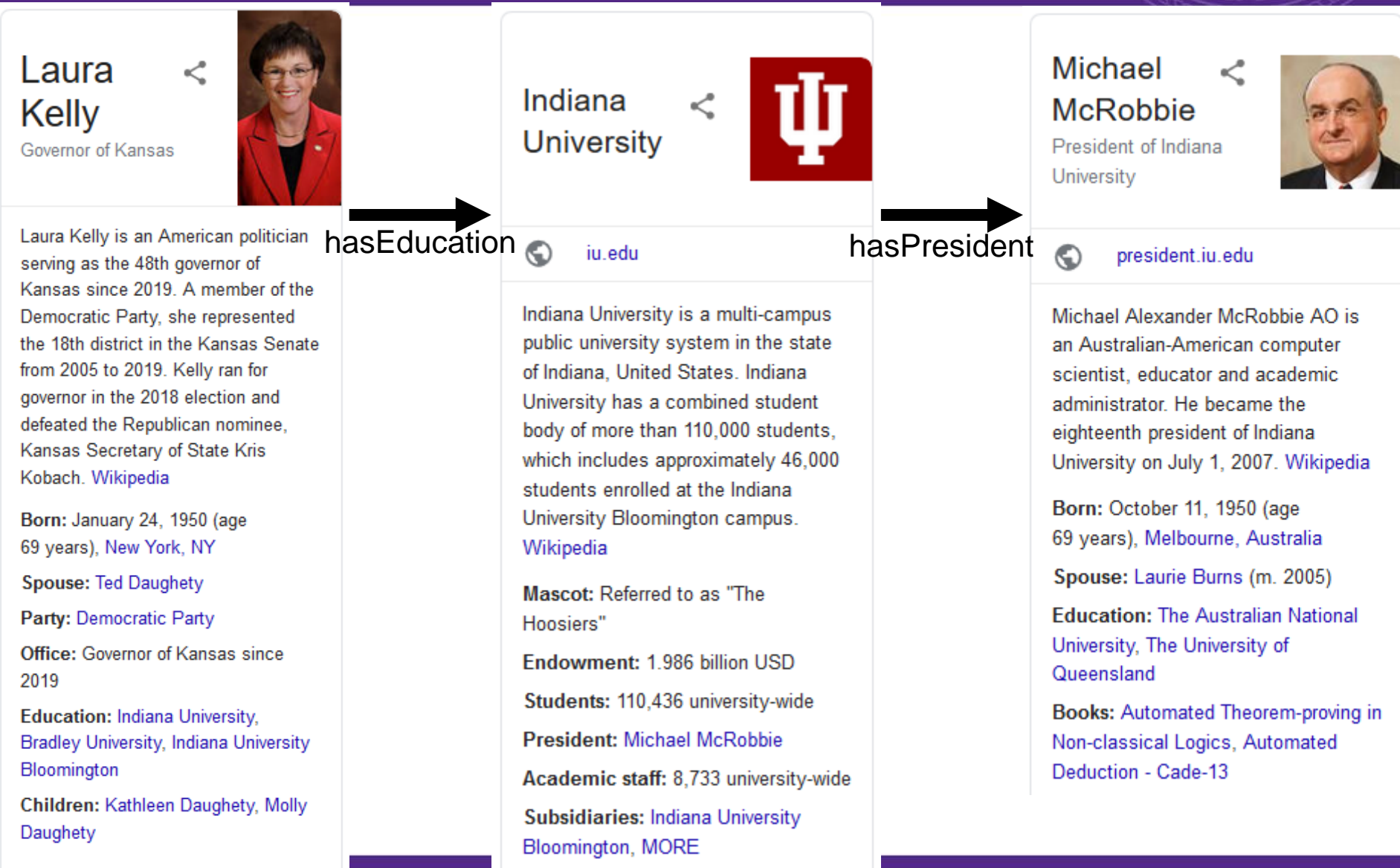
- **Learning of knowledge bases**
- **Improving symbolic algorithms**
- **Improving deep learning systems**
- **Commonsense reasoning**
- **NLP**
- **Question Answering**
- **Explaining deep learning systems (XAI)**
- **Solving complex AI problems**

- **Two current trends:**
 - **Neuro-Symbolic Artificial Intelligence**
 - **Knowledge Graphs**
- **And their convergence:**
 - **Added Value for Deep Learning**
 - **Example: Explainable AI**
 - **Added Value for Knowledge Graphs**
 - **Example: Deep Deductive Reasoning**

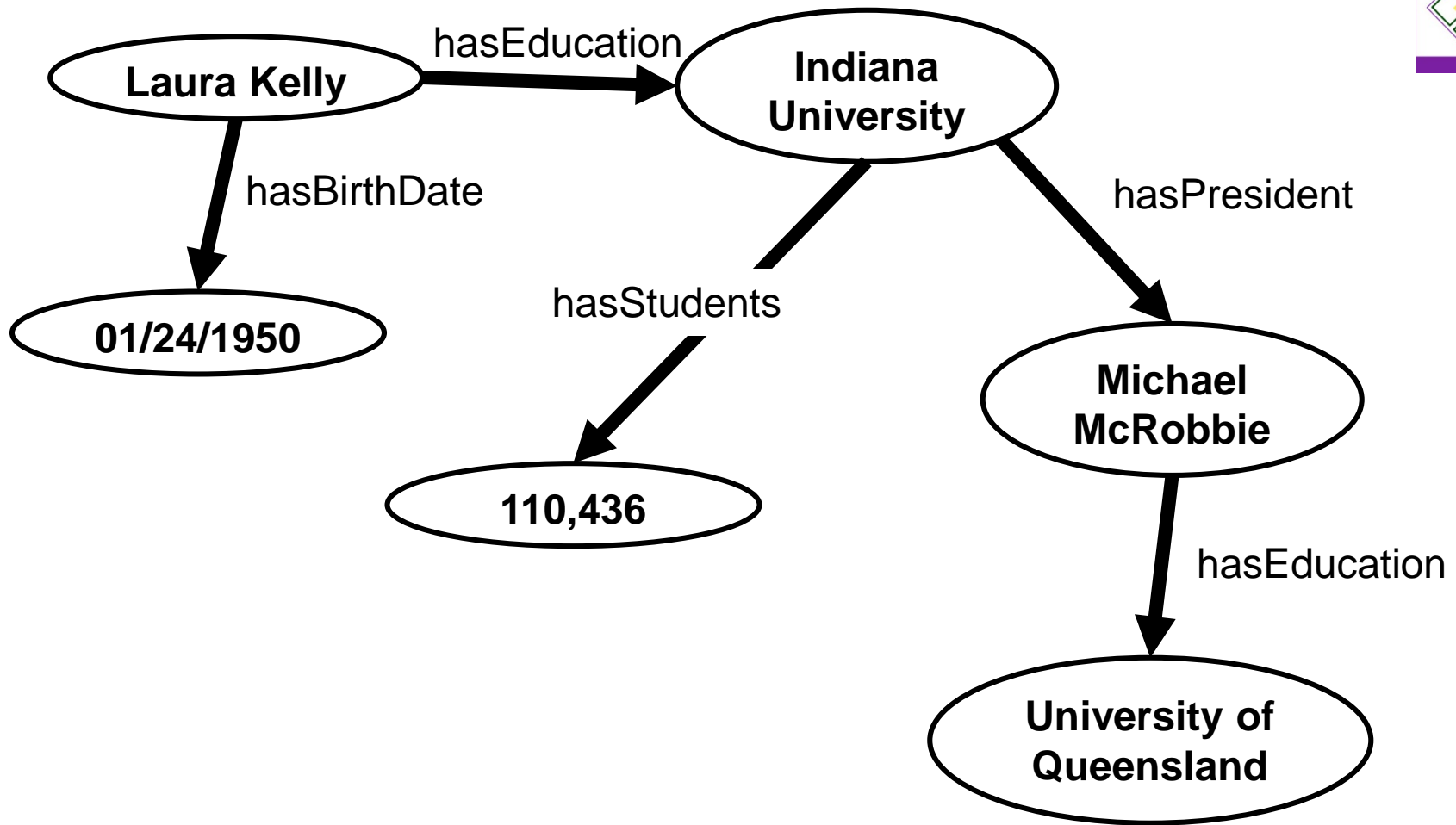


Knowledge Graphs

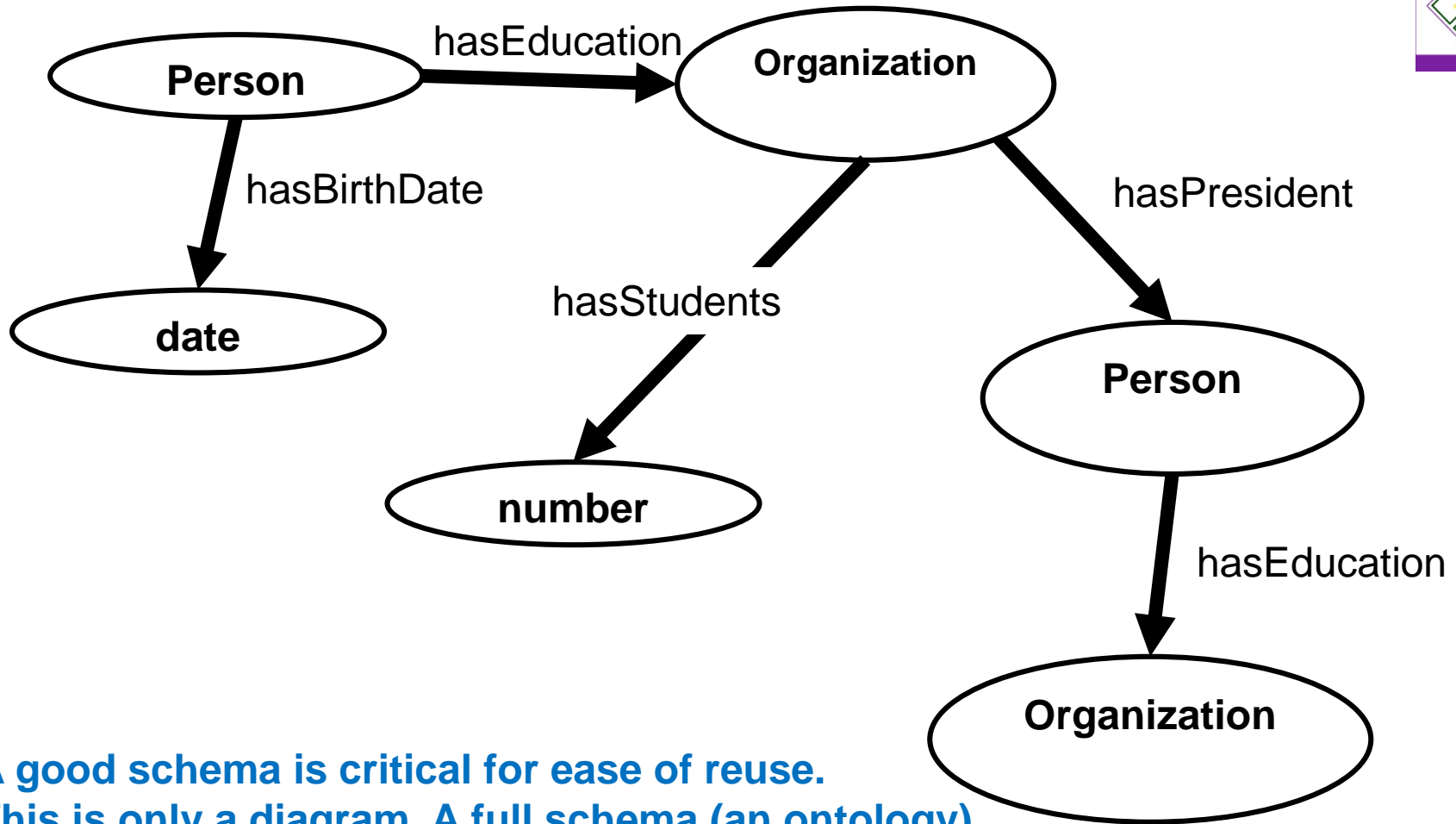
Google Knowledge Graph



Knowledge Graphs



Schema (as diagram), aka Ontology



A good schema is critical for ease of reuse. This is only a diagram. A full schema (an ontology) consists of axioms in a formal logic.

W3C Standards

RDF 1.1 Concepts and Abstract Syntax

W3C Recommendation 25 February 2014

This version:

<http://www.w3.org/TR/2014/REC-rdf11-concepts-20140225/>

Latest published version:

<http://www.w3.org/TR/rdf11-concepts/>

Previous version:

<http://www.w3.org/TR/2014/PR-rdf11-concepts-20140109/>

Previous Recommendation:

<http://www.w3.org/TR/rdf-concepts>

Editors:

[Richard Cyganiak](#), [DERI](#), [NUI Galway](#)

[David Wood](#), [3 Round Stones](#)

[Markus Lanthaler](#), [Graz University of Technology](#)

Both established 2004
as versions 1.0.



OWL 2 Web Ontology Language Primer (Second Edition)

W3C Recommendation 11 December 2012

This version:

<http://www.w3.org/TR/2012/REC-owl2-primer-20121211/>

Latest version (series 2):

<http://www.w3.org/TR/owl2-primer/>

Latest Recommendation:

<http://www.w3.org/TR/owl-primer>

Previous version:

<http://www.w3.org/TR/2012/PER-owl2-primer-20121018/>

Editors:

[Pascal Hitzler](#), [Wright State University](#)

[Markus Krötzsch](#), [University of Oxford](#)

[Bijan Parsia](#), [University of Manchester](#)

[Peter F. Patel-Schneider](#), [Nuance Communications](#)

[Sebastian Rudolph](#), [FZI Research Center for Information](#)

PRACTICE

Industry-Scale Knowledge Graphs: Lessons and Challenges

By Natasha Noy, Yuqing Gao, Anshu Jain, Anant Narayanan, Alan Patterson, Jamie Taylor

Communications of the ACM, August 2019, Vol. 62 No. 8, Pages 36-43

10.1145/3331166

[Comments](#)

VIEW AS:



SHARE:



Credit: Adempercem / Shutterstock

in knowledge graphs by defining a *schema* or *ontology*. For example, a link from a movie to its director must connect an object of type *Movie* to an object of type *Person*. In some cases the links themselves might have their own properties: a link connecting an actor and a movie might have the name of the specific role the actor



Knowledge graphs are critical to many enterprises today: They provide the structured data and factual knowledge that drive many products and make them more intelligent and "magical."

In general, a knowledge graph describes objects of interest and connections between them. For example, a knowledge graph may have nodes for a movie, the actors in this movie, the director, and so on. Each node may have properties such as an actor's name and age. There may be nodes for multiple movies involving a particular actor. The user can then traverse the knowledge graph to collect information on all the movies in which the actor appeared or, if applicable, directed.

Many practical implementations impose constraints on the links

SIGN IN for Full Access

» [Forgot Password?](#)

» [Create an ACM Web Account](#)

SIGN IN

ARTICLE CONTENTS:

[Introduction](#)

[What's In a Graph? Design](#)

[Decisions](#)

[Challenges Ahead](#)

[Other Key Challenges](#)

[Conclusion](#)

[References](#)

[Authors](#)

MORE NEWS & OPINIONS

MIT Robot Could Help People

- Main page
- Community portal
- Project chat
- Create a new Item
- Recent changes
- Random Item
- Query Service
- Nearby
- Help
- Donate

Lexicographical data

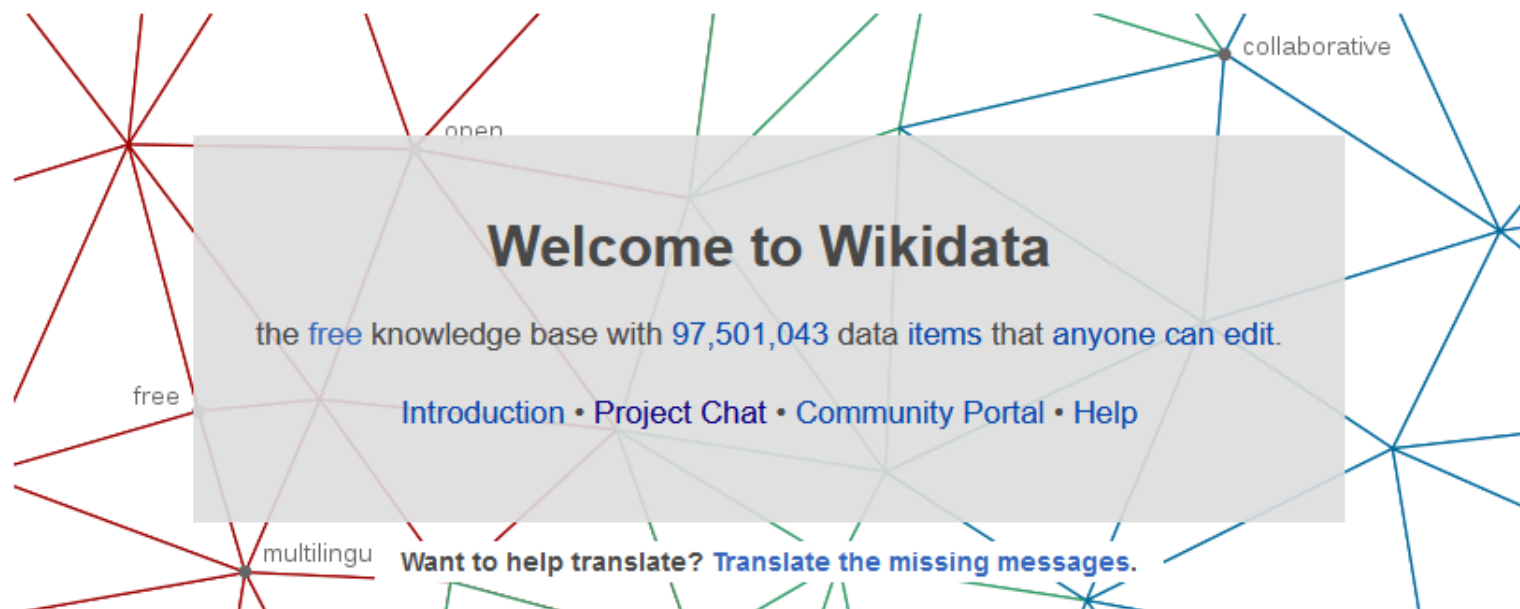
- Create a new Lexeme
- Recent changes
- Random Lexeme

Tools

- What links here
- Related changes
- Special pages
- Permanent link
- Page information
- Wikidata item

In other projects

- Wikimedia Commons
- MediaWiki
- Meta-Wiki
- Multilingual Wikisource
- Wikispecies
- Wikibooks
- Wikisource



Welcome to Wikidata
the free knowledge base with 97,501,043 data items that anyone can edit.

[Introduction](#) • [Project Chat](#) • [Community Portal](#) • [Help](#)

Want to help translate? Translate the missing messages.

collaborative

open

free

multilingu

Welcome!



Wikidata is a free and open knowledge base that can be read and edited by both humans and machines.

Wikidata acts as central storage for the **structured data** of its Wikimedia sister projects including Wikipedia, Wikivoyage, Wiktionary, Wikisource, and others.

Wikidata also provides support to many other sites and services beyond just Wikimedia projects! The content of Wikidata is [available under a free license](#), exported using standard formats, and can be [interlinked to other open data sets](#) on the linked data web.

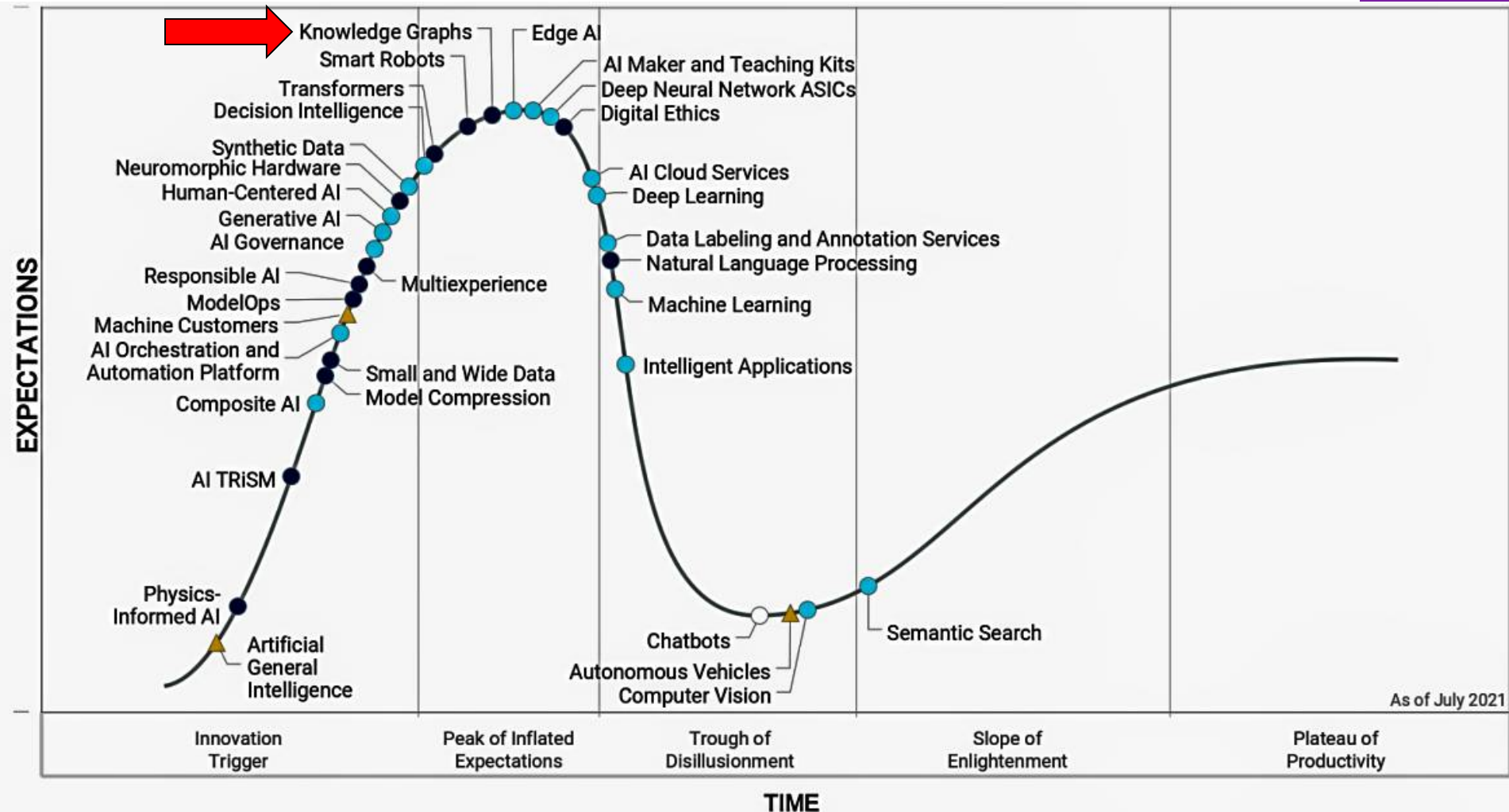
Learn about data

New to the wonderful world of data? [Develop and improve your data literacy through content](#) designed to get you up to speed and feeling comfortable with the fundamentals in no time.



Item: *Earth (Q2)* Property: *highest point*

Gartner, 2021





Enslaved

 | Peoples of the
Historic Slave Trade

Building a Linked Open Data Platform for the study and exploration of the historical slave trade.

[Learn More](#)

enslaved.org process

1. Quality Graph Design.
2. Realization in Wikibase.
(Engine for Wikidata)
3. Knowledge graph construction and interaction through Wikibase as.
4. Additional front-end (simplified view)

(4) <https://enslaved.org/>

(3) <https://lod.enslaved.org/>



	People	552009
	Events	341732
	Places	14376
	Sources	2599

>53M RDF triples from Wikibase export



KnowWhereGraph



- 2 years, \$5M. Follows a \$1M, 1-year pilot.
- NSF “Open Knowledge Networks” (OKN) program. 21 phase 1 projects; 5 phase 2 projects.

Team and Partnership

PI: **Krzysztof Janowicz, UCSB**

Co-PIs: **Mark Schildhauer, Wenwen Li, Dean Rehberger, Pascal Hitzler**



- **Knowledge Graph with about >12B triples**
 - One of the currently largest public knowledge graphs.
 - Focus on spatial data related to environment and natural disasters
- **(forthcoming)**
 - open source software for access and management

<http://knowwheragraph.org/>



Thematic Datasets					Place-Centric Datasets		
Dataset Name/ Theme	Source Agency	Key Attributes	Spatial Coverage	Temporal Coverage	Place-Centric Dataset	Defining Authority	Spatial Coverage
Soil Properties	USDA	soil type, farmland class	Targeted regions in US	Current	S2 Cells	Google	Lvl 9 (Global), Lvl 13 (US),
Wildfires	USGS, USDA, USFS, NIFC	wildfire type, burn severity, num. acres burned, contained date	US	1984–current	Global Administrative Regions	University of Berkeley, Museum of Vertebrate Zoology and the International Rice Research Institute	Global
Earthquakes	USGS	magnitude, length, width, geometry	Global (mag. over 4.5)	2011-01-01 to 2022-01-18			
Climate Hazards	NOAA	injuries, deaths, property damages	US	1950–2022			
Expert - Covid-19 Mobility	Direct Relief (DR)	name, affiliation, expertise	Global	2021			
Expert - General	KWG, UC System, DR, Semantic Scholar	name, affiliation, expertise with spatiotemporal scopes	Global	unlimited	National Weather Zones	NOAA	US
Cropland Types	USDA	crop types (raster data)	US	2008-2021	FIPS Codes	NRCS	US
Air Qual. Obs.	U.S. EPA	AQI value, CO concentration	US	1980–2022	Designated Market Area	Nielen	US
Smoke Plumes	NOAA	daily smoke plumes extent	US	2010-2022	ZIP	ZCTA	US
Climate Observations	NOAA	temperature, precipitation, PDSI, PHSI	US	1950 - 2022	Climate Division	NOAA	US
Disaster Declaration	FEMA	designated area, program, amount approved, program designated date	US	1953 - 2022	Census Metropolitan Area	US Census	US
Smoke Plume Extents	NOAA	Smoke extent	US	2017 - 2022	Drought Zone	NDMC, USDA,NOAA	US
BlueSky Forecasts	Bluesky	PM10, PM5	US	2022-03-07	Geographic Name Information System	USGS	US
Transportation (highway network)	DOT	road type, road length, road sign	US	2014			
Public Health	CDC, US Census	below poverty level percent, diabetes age adjusted 20 plus percent, obesity age adjusted 20 plus percent	US	2017			
Social Vulnerability	CDC/ATSDR	social vulnerability index	US	2018			
Hurricane Tracks	NOAA	max wind speed, min pressure	US	1851-2020			

- **Two current trends:**
 - **Neuro-Symbolic Artificial Intelligence**
 - **Knowledge Graphs**
- **And their convergence:**
 - **Added Value for Deep Learning**
 - **Example: Explainable AI**
 - **Added Value for Knowledge Graphs**
 - **Example: Deep Deductive Reasoning**

Added Value for Deep Learning

- **KGs are a rich source of structured training data**
- **KGs are a rich source of background knowledge**

- **Improved performance and trainability of DL systems**
- **Interpreting and explaining DL systems via background knowledge**



Explaining Deep Learning via Symbolic Background Knowledge

Md. Kamruzzaman Sarker, Ning Xie, Derek Doran, Michael Raymer, Pascal Hitzler, Explaining Trained Neural Networks with Semantic Web Technologies: First Steps. In: Tarek R. Besold, Artur S. d'Avila Garcez, Isaac Noble (eds.), Proceedings of the Twelfth International Workshop on Neural-Symbolic Learning and Reasoning, NeSy 2017, London, UK, July 17-18, 2017. CEUR Workshop Proceedings 2003, CEUR-WS.org 2017

Md Kamruzzaman Sarker, Pascal Hitzler, Efficient Concept Induction for Description Logics. In: The Thirty-Third AAAI Conference on Artificial Intelligence, AAAI 2019, The Thirty-First Innovative Applications of Artificial Intelligence Conference, IAAI 2019, The Ninth AAAI Symposium on Educational Advances in Artificial Intelligence, EAAI 2019, Honolulu, Hawaii, USA, January 27 – February 1, 2019. AAAI Press 2019 , pp. 3036-3043.

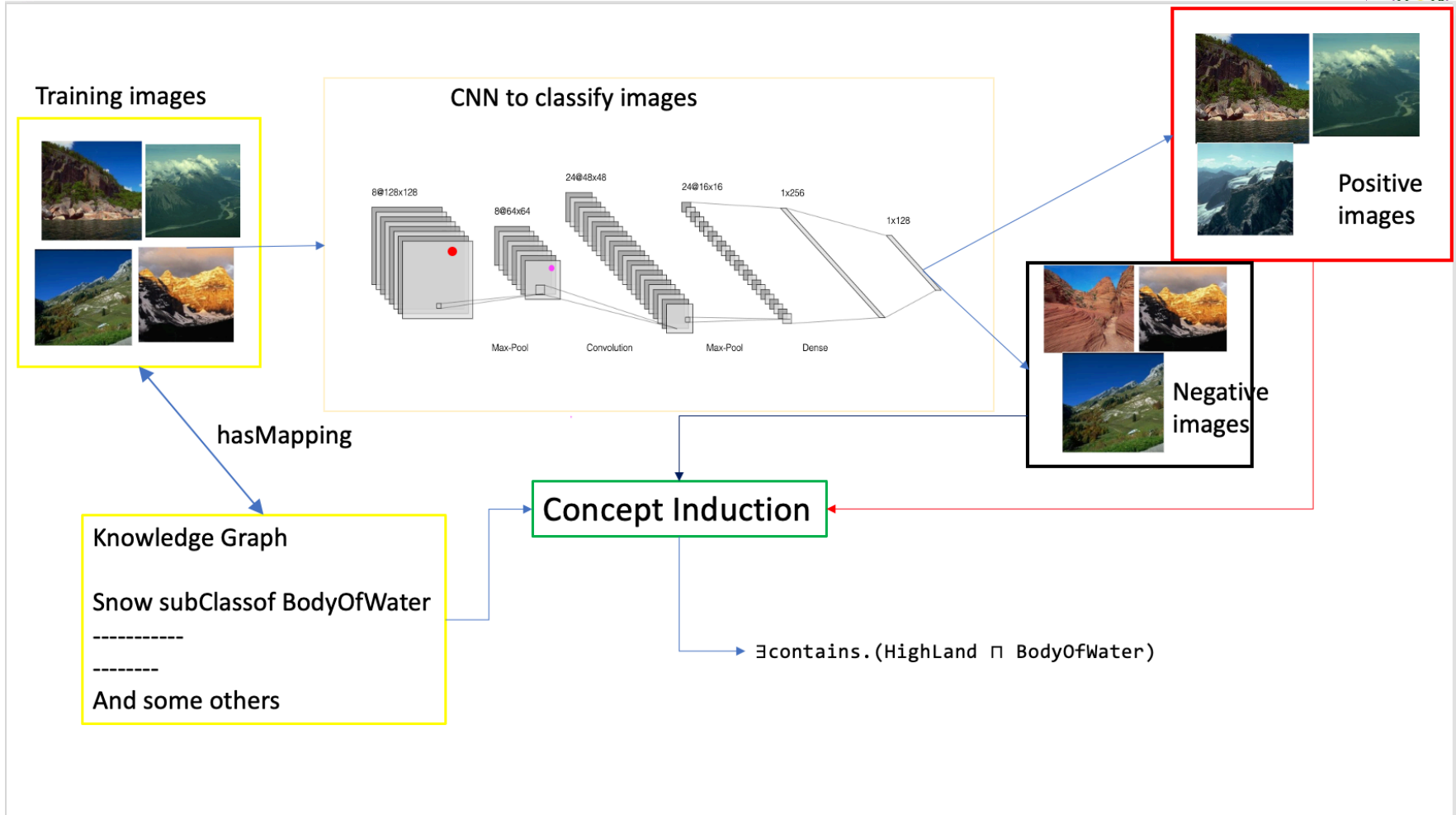
Md Kamruzzaman Sarker, Joshua Schwartz, Pascal Hitzler, Lu Zhou, Srikanth Nadella, Brandon Minnery, Ion Juvina, Michael L. Raymer, William R. Aue, Wikipedia Knowledge Graph for Explainable AI. In: Boris Villazón-Terrazas, Fernando Ortiz-Rodríguez, Sanju M. Tiwari, Shishir K. Shandilya (eds.), Knowledge Graphs and Semantic Web. Second Iberoamerican Conference and First Indo-American Conference, KGSWC 2020, Mérida, Mexico, November 26-27, 2020, Proceedings. Communications in Computer and Information Science, vol. 1232, Springer, Heidelberg, 2020, pp. 72-87.

Explainable AI



- **Explain behavior of trained (deep) NNs.**
- **Idea:**
 - **Use background knowledge in the form of linked data and ontologies to help explain.**
 - **Link inputs and outputs to background knowledge.**
 - **Use a symbolic learning system to generate an explanatory theory.**
- **We have key components for this now, but it's still early stages.**

Concept

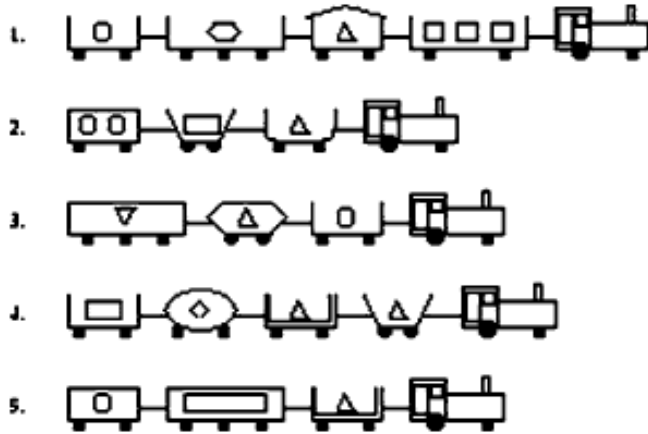


DL-Learner [Lehmann, Hitzler]

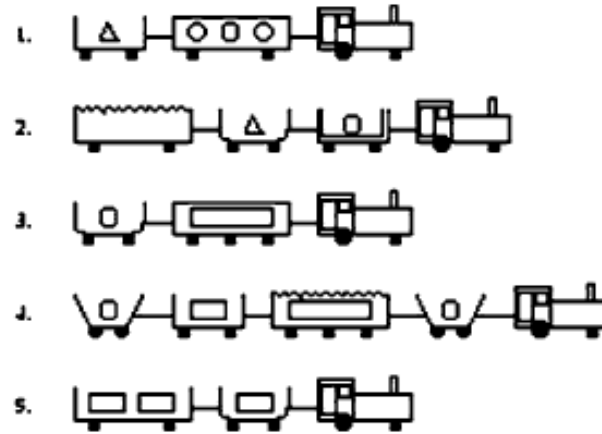


Approach similar to inductive logic programming, but using Description Logics (the logic underlying OWL).

Positive examples:

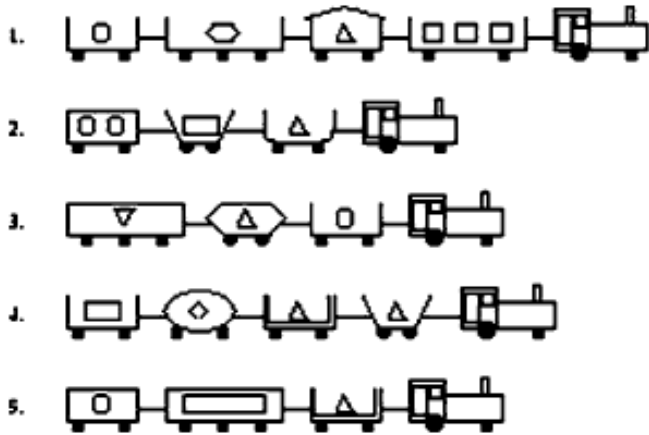


negative examples:

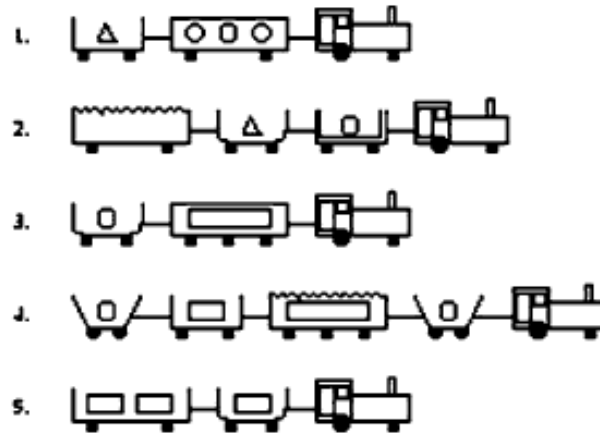


Task: find a class description (logical formula) which separates positive and negative examples.

Positive examples:



negative examples:



DL-Learner result:

$$\exists \text{hasCar} . (\text{Closed} \sqcap \text{Short})$$

In FOL:

$$\{x \mid \exists y (\text{hasCar}(x, y) \wedge \text{Closed}(y) \wedge \text{Short}(y))\}$$

Scalability Issues with DL-Learner



- For large-scale experiments, DL-Learner took 2 hours or more for one run.
- We knew we needed at least thousands of runs.
- So we needed a more scalable solution.
- The provably correct algorithms have very high complexity.
- Hence we had to develop a heuristic which trades (some) correctness for speed.
- It is also currently restricted to using a class hierarchy as underlying knowledge base.

ECII algorithm and system



- We thus implemented our own system, ECII (Efficient Concept Induction from Instances) which trades some correctness for speed. [Sarker, Hitzler, AAAI-19]

Experiment Name	Number of Logical Axioms	Runtime (sec)					Accuracy (α_3)		Accuracy α_2			
		DL ^a	DL FIC(1) ^b	DL FIC(2) ^c	ECII DF ^d	ECII KCT ^e	DL ^a	ECII DF ^d	DL FIC(1) ^b	DL FIC(2) ^c	ECII DF ^d	ECII KCT ^e
Yinyang_examples	157	0.065	0.0131	0.019	0.089	0.143	1.000	0.610	1.000	1.000	0.799	1.000
Trains	273	0.01	0.020	0.047	0.05	0.095	1.000	1.000	1.000	1.000	1.000	1.000
Forte	341	2.5	1.169	6.145	0.95	0.331	0.965	0.642	0.875	0.875	0.733	1.000
Poker	1,368	0.066	0.714	0.817	1	0.281	1.000	1.000	0.981	0.984	1.000	1.000
Moral Reasoner	4,666	0.1	3.106	4.154	5.47	6.873	1.000	0.785	1.000	1.000	1.000	1.000
ADE20k I	4,714	577.3 ^f	4.268	31.887	1.966	23.775	0.926	0.416	0.263	0.814	0.744	1.000
ADE20k II	7,300	983.4 ^f	16.187	307.65	20.8	293.44	1.000	0.673	0.413	0.413	0.846	0.900
ADE20k III	12,193	4,500 ^g	13.202	263.217	51	238.8	0.375	0.937	0.375	0.375	0.930	0.937
ADE20k IV	47,468	4,500 ^g	93.658	523.673	116	423.349	0.375	NA	0.608	0.608	0.660	0.608

^a DL : DL-Learner

^b DL FIC (1) : DL-Learner fast instance check with runtime capped at execution time of ECII DF

^c DL FIC (2) : DL-Learner fast instance check with runtime capped at execution time of ECII KCT

^d ECII DF : ECII default parameters

^e ECII KCT : ECII keep common types and other default parameters

^f Runtimes for DL-Learner were capped at 600 seconds.

^g Runtimes for DL-Learner were capped at 4,500 seconds.

ECII vs. DL-Learner

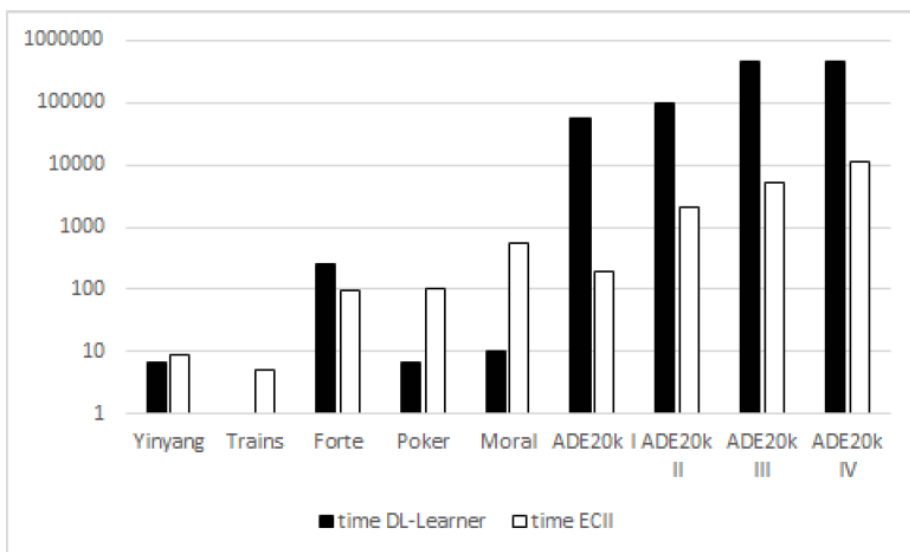


Figure 1: Runtime comparison between DL-Learner and ECII. The vertical scale is logarithmic in hundredths of seconds, and note that DL-Learner runtime has been capped at 4,500 seconds for ADE20k III and IV. For ADE20k I it was capped at each run at 600 seconds.

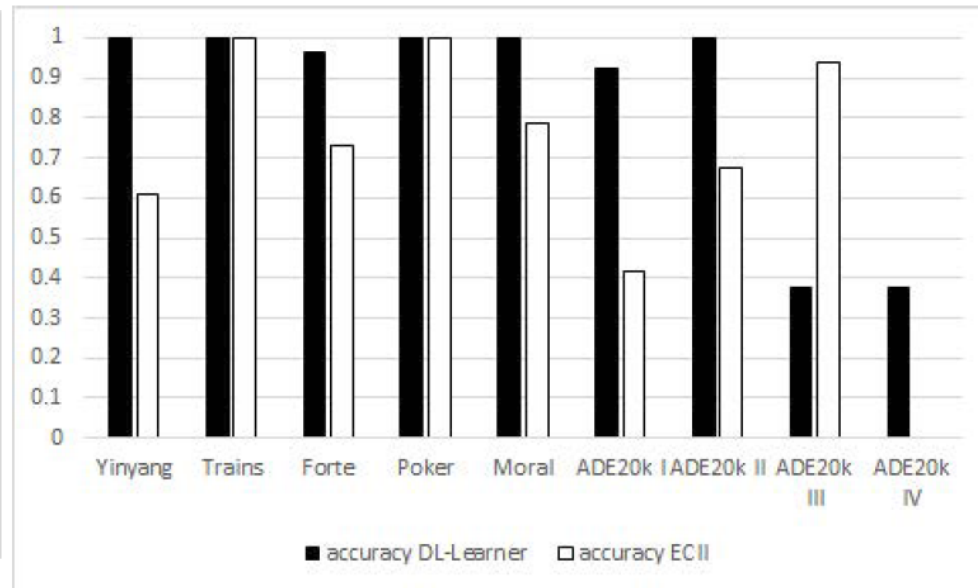


Figure 2: Accuracy (α_3) comparison between DL-Learner and ECII. For ADE20k IV it was not possible to compute an accuracy score within 3 hours for ECII as the input ontology was too large.

Proof of Concept Experiment



Positive:



Negative:



Come from the MIT ADE20k dataset

<http://groups.csail.mit.edu/vision/datasets/ADE20K/>

They come with annotations of objects in the picture:

```
001 # 0 # 0 # sky # sky # ""
002 # 0 # 0 # road, route # road # ""
005 # 0 # 0 # sidewalk, pavement # sidewalk # ""
006 # 0 # 0 # building, edifice # building # ""
007 # 0 # 0 # truck, motortruck # truck # ""
008 # 0 # 0 # hovel, hut, hutch, shack, shanty # hut # ""
009 # 0 # 0 # pallet # pallet # ""
011 # 0 # 0 # box # boxes # ""
001 # 1 # 0 # door # door # ""
002 # 1 # 0 # window # window # ""
009 # 1 # 0 # wheel # wheel # ""
```



Mapping to SUMO

Simple approach: for each known object in image, create an individual for the ontology which is in the appropriate SUMO class:

- contains road1**
- contains window1**
- contains door1**
- contains wheel1**
- contains sidewalk1**
- contains truck1**
- contains box1**
- contains building1**





- **Suggested Merged Upper Ontology**
<http://www.adampease.org/OP/>
- **Approx. 25,000 common terms covering a wide range of domains**
- **Centrally, a relatively naïve class hierarchy.**
- **Objects in image annotations became individuals (constants), which were then typed using SUMO classes.**

DL-Learner input



Positive:

img1: road, window, door, wheel, sidewalk, truck, box, building

img2: tree, road, window, timber, building, lumber

img3: hand, sidewalk, clock, steps, door, face, building, window, road

Negative:

img4: shelf, ceiling, floor

img5: box, floor, wall, ceiling, product

img6: ceiling, wall, shelf, floor, product

DL-Learner results include:

\exists contains.Transitway

\exists contains.LandArea

Proof of Concept Experiment



Positive:



Negative:



Contains Transitway

Contains Land Area

Experiment 2



Positive (selection):



∃contains.SentientAgent

Negative (selection):



Experiment 5



Positive:



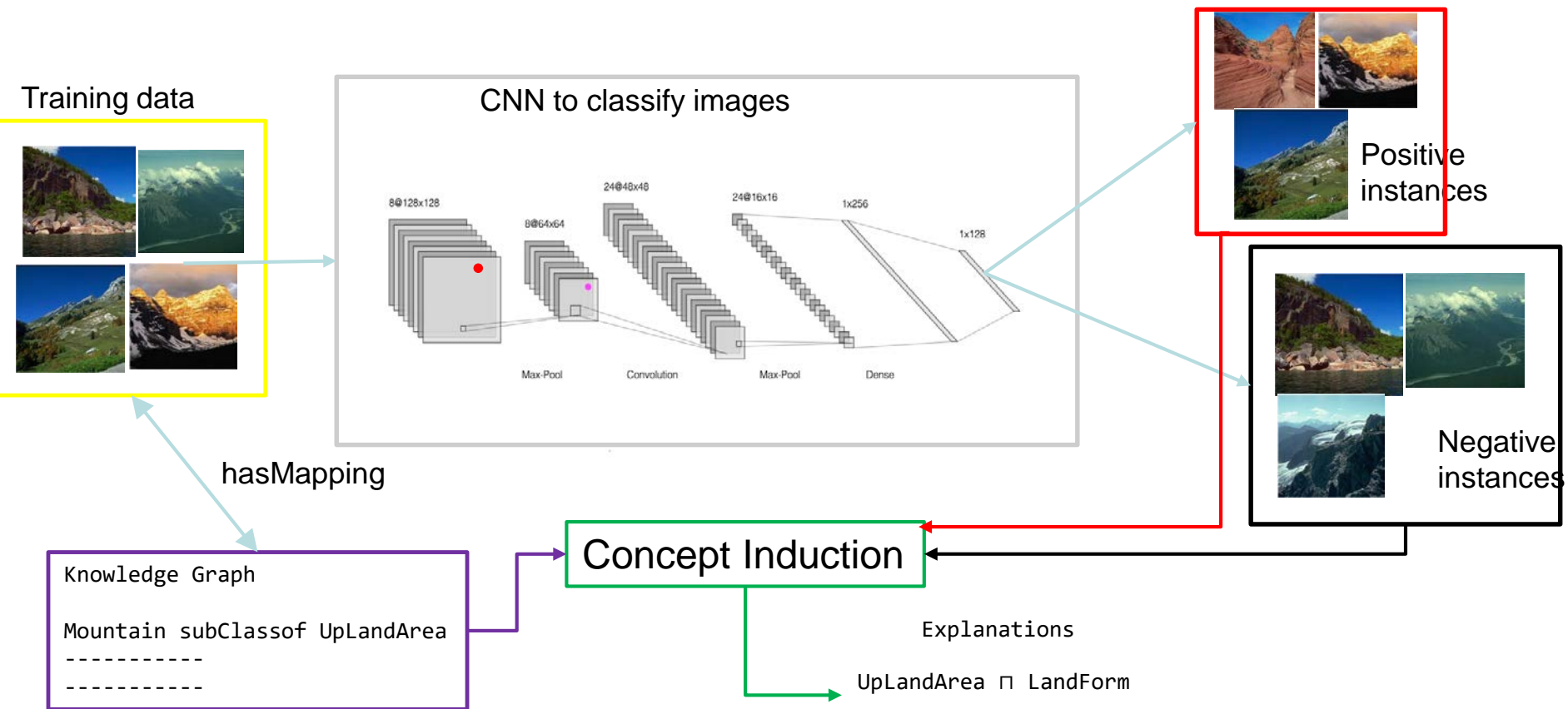
Negative (selection):



\exists contains.BodyOfWater

Idea Recap

- Generate explanation of the whole model
- Global explanation



From SUMO to Wikipedia Concept Hierarchy



- Wikipedia CH (curated) produces better coverage score
- Reason behind this is the large number of concepts it has.
 - approx. 2M concepts

Experiment name	#Images	#Positive images	Wikipedia		SUMO	
			#Solution	Coverage	#Solution	Coverage
Market vs. WorkRoom and wareHouse	96	37	286	.72	240	.72
Mountain vs. Market and workRoom	181	85	195	.61	190	.53
OutdoorWarehouse vs. IndoorWarehouse	55	3	128	.94	102	.89
Warehouse vs. Workroom	59	55	268	.56	84	.24
Workroom vs. Warehouse	59	4	128	.93	93	.84

Work in Progress



- **Value of Explanations (end-to-end) to**
 - humans
 - detect bias
 - improve deep learning accuracy
- **Explaining hidden neuron activation patterns**
 - scalability challenges
 - background knowledge challenges

- **Two current trends:**
 - **Neuro-Symbolic Artificial Intelligence**
 - **Knowledge Graphs**
- **And their convergence:**
 - **Added Value for Deep Learning**
 - **Example: Explainable AI**
 - **Added Value for Knowledge Graphs**
 - **Example: Deep Deductive Reasoning**



Added Value for Knowledge Graphs

DL systems to assist with

- **schema (ontology) modeling**
- **KG construction based on schema**
- **schema alignment**
- **co-reference resolution**
- **data quality assurance**
- **KG reasoning**

Deep Deductive Reasoners

Monireh Ebrahimi, Aaron Eberhart, Federico Bianchi, Pascal Hitzler,
Towards Bridging the Neuro-Symbolic Gap: Deep Deductive Reasoners.
Applied Intelligence 51 (9), 6326-6348, 2021.

Pascal Hitzler, Frank van Harmelen
A reasonable Semantic Web.
Semantic Web 1 (1-2), 39-44, 2010.

Deep Deductive Reasoners



- We trained deep learning systems to do deductive reasoning.
- Why is this interesting?
 - For dealing with **noisy data** (where symbolic reasoners do very poorly).
 - For **speed**, as symbolic algorithms are of very high complexity.
 - Out of **principle** because we want to learn about the capabilities of deep learning for complicated cognitive tasks.
 - To perhaps begin to understand how our (neural) brains can learn to do highly symbolic tasks like formal logical reasoning, or in more generality, mathematics.
A fundamental quest in **Cognitive Science**.

Reasoning as Classification



- **Given a set of logical formulas (a theory).**
- **Any formula expressible over the same language is either**
 - a logical consequence or
 - not a logical consequence.
- **This can be understood as a **classification problem** for machine learning.**
- **It turns out to be a really hard machine learning problem.**

Knowledge Materialization



- Given a set of logical formulas (a theory).
- Produce all logical consequences **under certain constraints**.
- Without **the qualifier** this is in general not possible as the set of all logical consequences is infinite.
- So we have to **constrain** to consequences of, e.g., a certain syntactic form. For relatively simple logics, this is often reasonably possible.

Published deep deductive reasoning work



paper	logic	transfer	generative	scale	performance
[12]	RDFS	yes	no	moderate	high
[25]	RDFS	no	yes	low	high
[10]	\mathcal{EL}^+	yes	yes	moderate	low
[20]	OWL RL	no*	no	low	high
[6]	FOL	no	yes	very low	high

[12]: Ebrahimi, Sarker, Bianchi, Xie, Eberhart, Doran, Kim, **Hitzler**, AAAI-MAKE 2021

[25]: Makni, Hendler, SWJ 2019

[10]: Eberhart, Ebrahimi, Zhou, Shimizu, **Hitzler**, AAAI-MAKE 2020

[20]: Hohenecker, Lukasiewicz, JAIR 2020

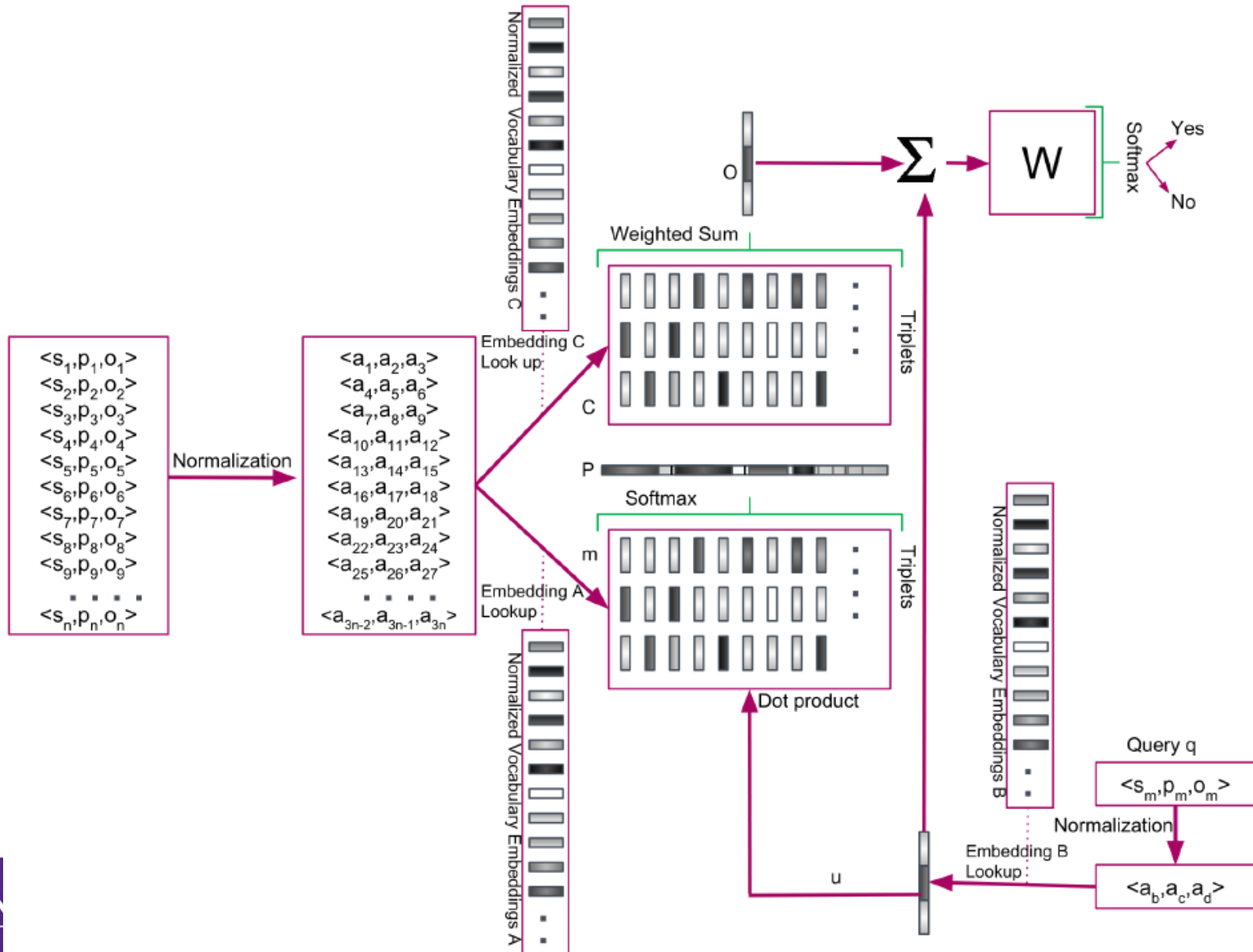
[6]: Bianchi, **Hitzler**, AAAI-MAKE 2019

RDFS Reasoning using Memory Networks

Monireh Ebrahimi, Md Kamruzzaman Sarker, Federico Bianchi, Ning Xie, Aaron Eberhart, Derek Doran, Hyeongsik Kim, Pascal Hitzler, Neuro-Symbolic Deductive Reasoning for Cross-Knowledge Graph Entailment. In: Proc. AAAI-MAKE 2021.

additional analysis by Sulogna Chowdhury, Aaron Eberhart and Brayden Pankaskie

Memory Network based on MemN2N



Experiments: Performance



Test Dataset	#KG	Base						Inferred						Invalid
		#Facts	#Ent.	%Class	%Indv	%R.	%Axiom.	#Facts	#Ent.	%Class	%Indv	%R.	%Axiom.	#Facts
OWL-Centric	2464	996	832	14	19	3	0	494	832	14	0.01	1	20	462
Linked Data	20527	999	787	3	22	5	0	124	787	3	0.006	1	85	124
OWL-Centric Test Set	21	622	400	36	41	3	0	837	400	36	3	1	12	476
Synthetic Data	2	752	506	52	0	1	0	126356	506	52	0	1	0.07	700

Table 2: Statistics of various datasets used in experiments

Baseline: non-normalized embeddings, same architecture

Training Dataset	Test Dataset	Valid Triples Class			Invalid Triples Class			Accuracy
		Precision	Recall /Sensitivity	F-measure	Precision	Recall /Specificity	F-measure	
OWL-Centric Dataset	Linked Data	93	98	96	98	93	95	96
OWL-Centric Dataset (90%)	OWL-Centric Dataset (10%)	88	91	89	90	88	89	90
OWL-Centric Dataset	OWL-Centric Test Set ^b	79	62	68	70	84	76	69
OWL-Centric Dataset	Synthetic Data	65	49	40	52	54	42	52
OWL-Centric Dataset	Linked Data ^a	54	98	70	91	16	27	86
OWL-Centric Dataset ^a	Linked Data ^a	62	72	67	67	56	61	91
OWL-Centric Dataset(90%) ^a	OWL-Centric Dataset(10%) ^a	79	72	75	74	81	77	80
OWL-Centric Dataset	OWL-Centric Test Set ^{ab}	58	68	62	62	50	54	58
OWL-Centric Dataset ^a	OWL-Centric Test Set ^{ab}	77	57	65	66	82	73	73
OWL-Centric Dataset	Synthetic Data ^a	70	51	40	47	52	38	51
OWL-Centric Dataset ^a	Synthetic Data ^a	67	23	25	52	80	62	50
Baseline								
OWL-Centric Dataset	Linked Data	73	98	83	94	46	61	43
OWL-Centric Dataset (90%)	OWL-Centric Dataset (10%)	84	83	84	84	84	84	82
OWL-Centric Dataset	OWL-Centric Test Set ^b	62	84	70	80	40	48	61
OWL-Centric Dataset	Synthetic Data	35	41	32	48	55	45	48

^a More Tricky Nos & Balanced Dataset

^b Completely Different Domain.

Table 3: Experimental results of proposed model

Experiments: Reasoning Depth



Test Dataset	Hop 0			Hop 1			Hop 2			Hop 3			Hop 4			Hop 5			Hop 6			Hop 7			Hop 8			Hop 9			Hop 10					
	P	R	F	P	R	F	P	R	F	P	R	F	P	R	F	P	R	F	P	R	F	P	R	F	P	R	F	P	R	F	P	R	F	P	R	F
Linked Data ^a	0	0	0	80	99	88	89	97	93	77	98	86	-	-	-	-	-	-	-	-	-	-	-	-	-	-	-	-	-	-	-	-	-	-	-	-
Linked Data ^b	2	0	0	82	91	86	89	98	93	79	100	88	-	-	-	-	-	-	-	-	-	-	-	-	-	-	-	-	-	-	-	-	-	-	-	-
OWL-Centric ^c	19	5	9	31	75	42	78	80	78	48	47	44	4	34	6	-	-	-	-	-	-	-	-	-	-	-	-	-	-	-	-	-	-	-	-	-
Synthetic	32	46	33	31	87	38	66	55	44	25	45	32	29	46	33	26	46	33	25	46	33	25	46	33	24	43	31	25	43	31	22	36	28			

^a LemonUby Ontology
^b Agrovoc Ontology
^c Completely Different Domain

Table 4: Experimental results over each reasoning hop

Dataset	Hop 1	Hop 2	Hop 3	Hop 4	Hop 5	Hop 6	Hop 7	Hop 8	Hop 9	Hop 10
<i>OWL-Centric</i> ^a	8%	67%	24%	0.01%	0%	0%	0%	0%	0%	0%
Linked Data ^b	31%	50%	19%	0%	0%	0%	0%	0%	0%	0%
Linked Data ^c	34%	46%	20%	0%	0%	0%	0%	0%	0%	0%
OWL-Centric ^d	5%	64%	30%	1%	0%	0%	0%	0%	0%	0%
Synthetic Data	0.03%	1.42%	1%	1.56%	3.09%	6.03%	11.46%	20.48%	31.25%	23.65%

^a Training Set
^b LemonUby Ontology
^c Agrovoc Ontology
^d Completely Different Domain

Table 5: Data distribution per knowledge graph over each reasoning hop

Training time: just over a full day

Published deep deductive reasoning work

paper	logic	transfer	generative	scale	performance
[12]	RDFS	yes	no	moderate	high
[25]	RDFS	no	yes	low	high
[10]	\mathcal{EL}^+	no	yes	moderate	low
[20]	OWL RL	no*	no	low	high
[6]	FOL	no	yes	very low	high



[12]: Ebrahimi, Sarker, Bianchi, Xie, Eberhart, Doran, Kim, **Hitzler**,
AAAI-MAKE 2021

[25]: Makni, Hendler, SWJ 2019

[10]: Eberhart, Ebrahimi, Zhou, Shimizu, **Hitzler**, AAAI-MAKE 2020

[20]: Hohenecker, Lukasiewicz, JAIR 2020

[6]: Bianchi, **Hitzler**, AAAI-MAKE 2019

Conclusions

Conclusions



- **Two current trends:**
 - **Knowledge Graphs**
 - **Neuro-Symbolic AI**
- **Plenty of opportunities**
 - **Improving DL systems with KG-based background knowledge**
 - **Solving key KG problems using DL approaches.**



Thanks!

References

Pascal Hitzler, Md Kamruzzaman Sarker (eds.), **Neuro-Symbolic Artificial Intelligence – The State of the Art. Frontiers in Artificial Intelligence and Applications Vol. 342**, IOS Press, Amsterdam, 2022.



Monireh Ebrahimi, Aaron Eberhart, Federico Bianchi, Pascal Hitzler, **Towards Bridging the Neuro-Symbolic Gap: Deep Deductive Reasoners. Applied Intelligence 51 (9), 6326-6348, 2021.**

Barbara Hammer and Pascal Hitzler (eds), **Perspectives on Neural-Symbolic Integration. Springer, 2007**

Tarek R. Besold, Artur d'Avila Garcez, Sebastian Bader, Howard Bowman, Pedro Domingos, Pascal Hitzler, Kai-Uwe Kuehnberger, Luis C. Lamb, Daniel Lowd, Priscila Machado Vieira Lima, Leo de Penning, Gadi Pinkas, Hoifung Poon, Gerson Zaverucha, **Neural-Symbolic Learning and Reasoning: A Survey and Interpretation. <https://arxiv.org/abs/1711.03902> (2017)**

Md Kamruzzaman Sarker, Lu Zhou, Aaron Eberhart, Pascal Hitzler **Neuro-Symbolic Artificial Integration: Current Trends AI Communications 34 (3), 197-209, 2022.**

References



Federico Bianchi, Pascal Hitzler, On the Capabilities of Logic Tensor Networks for Deductive Reasoning. In: Andreas Martin, Knut Hinkelmann, Aurona Gerber, Doug Lenat, Frank van Harmelen, Peter Clark (eds.), Proceedings of the AAI 2019 Spring Symposium on Combining Machine Learning with Knowledge Engineering (AAI-MAKE 2019) Stanford University, Palo Alto, California, USA, March 25-27, 2019, Stanford University, Palo Alto, California, USA, March 25-27, 2019. CEUR Workshop Proceedings 2350, CEUR-WS.org 2019.

Aaron Eberhart, Monireh Ebrahimi, Lu Zhou, Cogan Shimizu, Pascal Hitzler, Completion Reasoning Emulation for the Description Logic EL+. In: Andreas Martin, Knut Hinkelmann, Hans-Georg Fill, Aurona Gerber, Doug Lenat, Reinhard Stolle, Frank van Harmelen (eds.), Proceedings of the AAI 2020 Spring Symposium on Combining Machine Learning and Knowledge Engineering in Practice, AAI-MAKE 2020, Palo Alto, CA, USA, March 23-25, 2020, Volume I.

References

Monireh Ebrahimi, Md Kamruzzaman Sarker, Federico Bianchi, Ning Xie, Aaron Eberhart, Derek Doran, Hyeongsik Kim, Pascal Hitzler, Neuro-Symbolic Deductive Reasoning for Cross-Knowledge Graph Entailment. In: Proc. AAAI-MAKE 2021.

Bassem Makni, James Hendler, Deep learning for noise-tolerant RDFS reasoning. Semantic Web 10(5): 823-862 (2019)

Pascal Hitzler, Frank van Harmelen, A reasonable Semantic Web. Semantic Web 1 (1-2), 39-44, 2010.

Pascal Hitzler, Federico Bianchi, Monireh Ebrahimi, Md Kamruzzaman Sarker, Neural-Symbolic Integration and the Semantic Web. Semantic Web 11 (1), 2020, 3-11.

References

Federico Bianchi, Matteo Palmonari, Pascal Hitzler, Luciano Serafini, Complementing Logical Reasoning with Sub-symbolic Commonsense. In: Paul Fodor, Marco Montali, Diego Calvanese, Dumitru Roman, Rules and Reasoning - Third International Joint Conference, RuleML+RR 2019, Bolzano, Italy, September 16-19, 2019, Proceedings. Lecture Notes in Computer Science 11784, Springer 2019, pp. 161-170.

Sebastian Bader, Pascal Hitzler, Dimensions of neural-symbolic integration – a structured survey. In: S. Artemov, H. Barringer, A. S. d'Avila Garcez, L. C. Lamb and J. Woods (eds). We Will Show Them: Essays in Honour of Dov Gabbay, Volume 1. International Federation for Computational Logic, College Publications, 2005, pp. 167-194.

Pascal Hitzler, Semantic Web: A Review of the Field. Communications of the ACM 64 (2), 76-82, 2021.

Henry Kautz, The third AI summer: AAAI Robert S. Engelmore Memorial Lecture, AI Magazine 43, 2022, 105-125





Thanks!